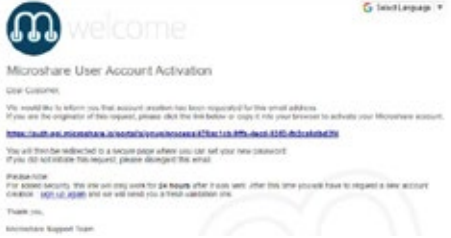
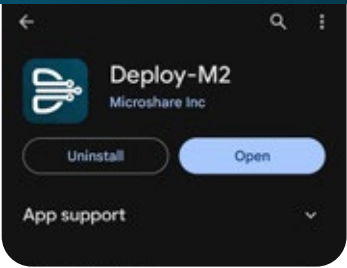


1. Setup account from invite e-mail, or login if already set up.




EverSmart Rodent Sensor: Quick Start Guide


2. Download app from IOS or Android app store (Deploy-M2)



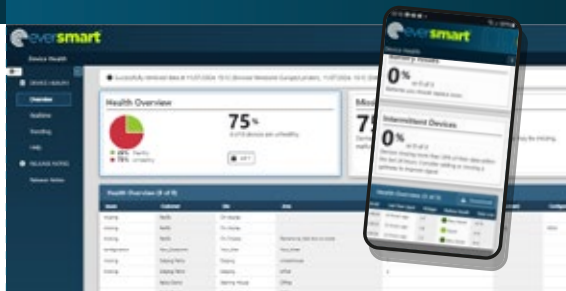
3. Setup Gateway, remove battery tab from sensors, Insert Sim and allow at least 30 seconds for power-on. Look for the blue indicator light on the front.
<https://mch.re/gateway>



4. Onboard Sensors AND Gateway on app by scanning the QR codes with the app QR button. Then enter tag information. <https://mch.re/motion>



5. Verify visible in portal (on phone/tablet browser or laptop) app.microshare.io



6. Adjust data, alerts and notification settings to suit your needs.

